

The University of Scranton

First Destination Survey

Class of 2024 Graduate Report

12 Months Post-Graduation





Table of Contents

Highlights and Key Findings	3
Class of 2024 Overview	4
Starting Salary Profile	5
Employment Locations	6



Class Highlights

The Roche Family Center for Career Development conducted its annual First Destination Survey of graduates of The University of Scranton over a 12- month period from their graduation. We also report 6-month data to the National Association of Colleges and Employers (NACE). These are consistent with the First Destination Survey Standards and Protocols.

Key Findings for the Class of 2024

- After utilizing surveys, emails, phone calls and professional networking sites to ascertain postgraduation status, information was collected on 384 of the 556 individuals who graduated from Summer 2023 through Spring 2024 (per Office of the Registrar). This represents a 69% knowledge rate¹. All 384 students who responded to the survey found success, representing a 100% success rate!²
- The mean annual salary³ for the Class of 2024 was \$82,932.
- The tristate area of New York, New Jersey, and Pennsylvania remained the top destination for employment with 80% of students employed there.

1. Knowledge rate refers to the percentage of graduates for whom knowledge of their first-destination career outcomes has been obtained
2. Success rate refers to the percentage of graduates that have found success based on their career plan. Full-time includes long term service, military, and starting a business.
3. The overall mean starting salary is based on 97 graduates who reported a starting salary. Please see page 5 for additional information



OVERVIEW OF STUDENT OUTCOMES

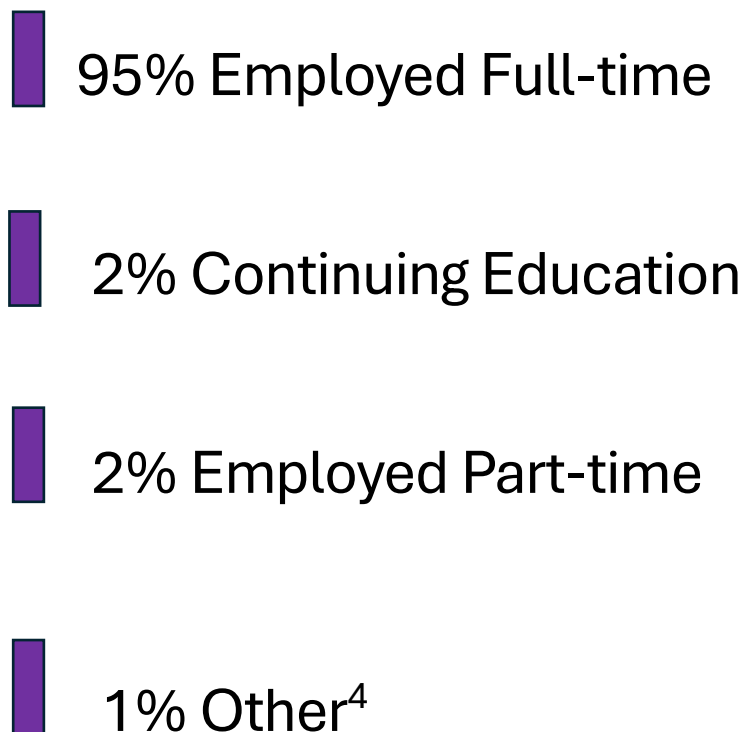
KNOWLEDGE RATE

69%

SUCCESS RATE

100%

Information obtained from 384 of 556 graduates.
All responding graduates found success based
on their career plan.



4. Other is the career plan defined by the graduate. It includes traveling and taking a gap year.





STARTING SALARY PROFILE⁴

Salary Range

**\$31,987 –
\$265,000**

Median Salary

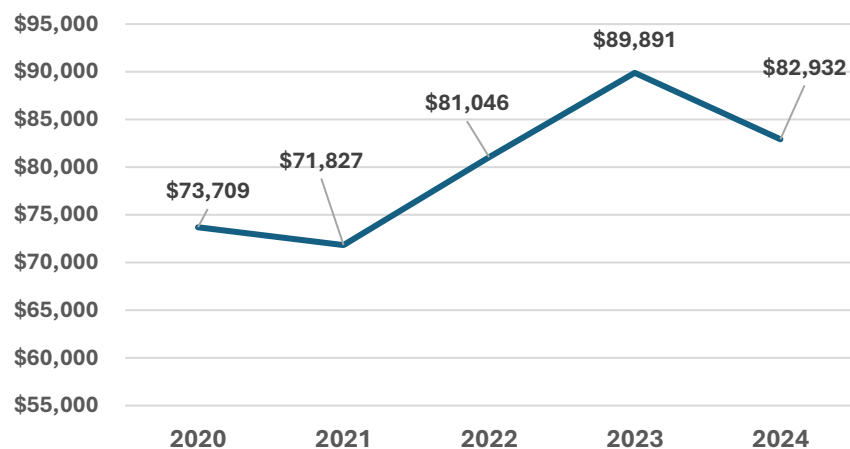
\$75,000

Mean Salary

\$82,932

Major	Avg. Starting Salary	Salaries
Accountancy	\$72,724	11
Biochemistry	\$49,087	3
Business Analytics	\$64,000	3
Clin Mental Health Counseling	\$71,835	7
Clin Rehabilitation Counseling	\$52,500	2
Cybercrime Invest & Cybersecur	\$82,710	4
Family Nurse Practitioner	\$70,994	2
Health Administration	\$65,950	14
Health Informatics	\$88,498	2
Human Resources Management	\$47,680	2
MBA: Accounting	\$78,000	3
MBA: Business Analytics	\$53,793	3
MBA: General Business Admin	\$112,760	2
Nurse Anesthesia	\$205,000	8
Occupational Therapy	\$77,200	4
Physical Therapy	\$84,909	11
Software Engineering	\$89,000	3
Special Education	\$47,480	3

Average Starting Salaries

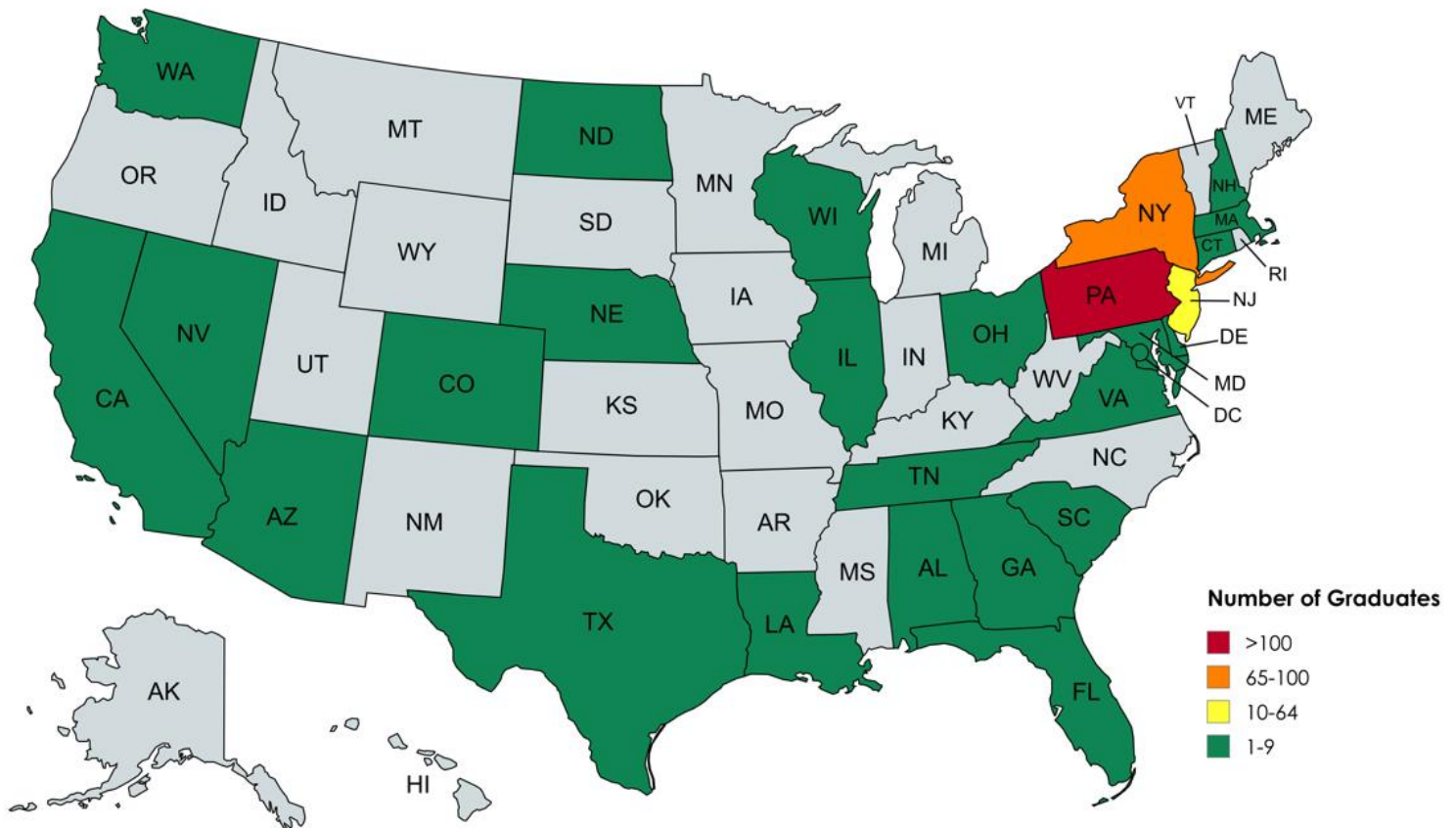


5. Starting salary information is based on 97 graduates who self-reported their salary. This represents a 26% salary knowledge rate (97/367) for the salary question on the survey for those who gained full-time employment. In order to increase our salary knowledge rate, we continue to work with the colleges and our graduates to emphasize the importance of salary information for national rankings and accreditation. Average starting salary is only listed for majors in which more than one graduate provided information.



Employment Locations

80%
Employed in
the tristate
(NY, NJ, PA)



Note: Five graduates are employed internationally, two in Saudi Arabia, one in Ireland, one in India and one in Japan.



The Roche Family Center for Career Development strives to meet the unique needs of students and alumni, meeting them where they are in their career journey, and providing support for them to develop career competencies as they discern and pursue their paths with purpose.

The Center for Career Development's team takes an individualized approach to career coaching and provides assistance with career decision-making, resume and cover letter writing, the job and internship search process, interviewing, networking and LinkedIn. Additionally, we host Career Expos, alumni panels, and site visits, and we collaborate often with faculty and staff. The Center for Career Development is also proud to offer the Royal Experience Summer Internship Program for undergraduate students, a competitive program in which students can earn a stipend while doing an unpaid internship. Students can also take advantage of the Royal Threads closet, a professional clothing closet with business professional and business casual apparel for networking events and interviews.

We are invested in the success of our students and graduates. We also work with alumni...Once a Royal, always a Royal!

The University of Scranton

The University of Scranton / The Roche Family Center for Career Development
800 Linden Street / Scranton, Pennsylvania 18510-4580
(570) 941-7640 / careers@scranton.edu
www.scranton.edu/careers