



THE UNIVERSITY OF SCRANTON

FIRST DESTINATION SURVEY Class of 2017 Graduate Report 6 Months Post-Graduation



Table of Contents

3	EXECUTIVE SUMMARY
4	CLASS OF 2017 OVERVIEW
5	TOP EMPLOYERS
6	STARTING SALARY PROFILE

EXECUTIVE SUMMARY

The Gerard R. Roche Center for Career Development conducted its annual First Destination Survey of Master's and Doctoral graduates over a 6-month period from their graduation. This time frame is consistent with the National Association of Colleges and Employers' (NACE) First Destination Survey Standards and Protocols.

The following represent key findings for the Class of 2017:

» After utilizing in-person surveys, emails, phone calls and professional networking sites to ascertain post-graduation status, information was collected from 416 graduates out of the 582 who graduated from Summer 2016 through Spring 2017 (per the Registrar) which yielded a 71% knowledge rate¹. This knowledge rate was slightly lower than the 72% knowledge rate for the Class of 2016.

» The overall success rate² for the Class of 2017 was 98%. This success rate was approximately seven percent higher than that of the Class of 2016, which was 91%.

» The overall mean annual salary for the Class of 2017³ was \$72,124, over \$1,000 higher than last year's mean of \$70,911.

» The Northeast remained the top destination for employment, with 72% employed in the tristate (NY, NJ, PA) area.

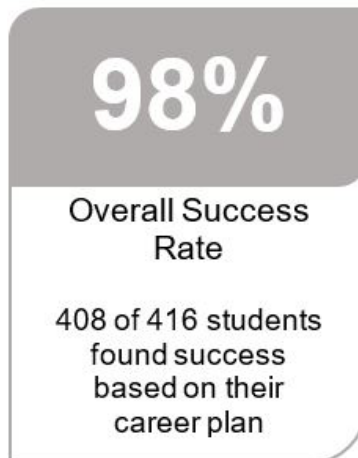
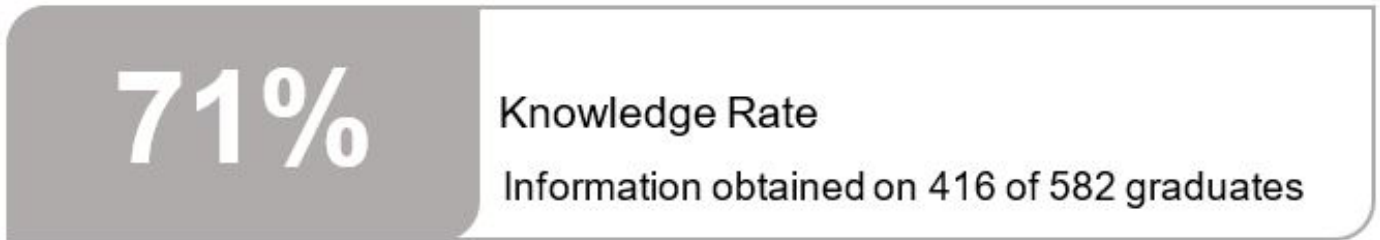
1. Knowledge Rate refers to the percentage of graduates for whom knowledge of their first-destination career outcomes has been obtained.

2. Success Rate refers to the percentage of graduates that have found success based on their career plan. (Full-Time includes long term service, military, and starting a business)

3. The overall mean starting salary is based on the 48 graduates who reported a starting salary. Please see page 7 for additional information.

CLASS OF 2017 OVERVIEW

Where are the Royals? A Profile of the Class



4. "Other" is the career plan as defined by the graduate. It includes traveling, a gap year before employment, etc.

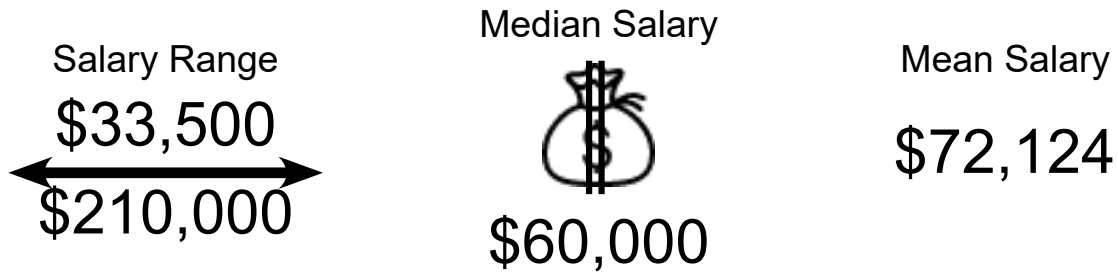
TOP EMPLOYERS

GEISINGER

HEALTH SYSTEM



STARTING SALARY PROFILE⁵



Average Starting Salary by Program⁶

Major	Avg. Salary	Salaries	Major	Avg. Salary	Salaries
Accountancy	\$56,667	3	Health Administration	\$67,167	6
Accounting	\$64,400	10	Healthcare Management	\$150,000	2
Clin Mental Health Counseling	\$45,250	4	Human Resources	\$60,000	3
Curriculum and Instruction	\$59,153	2	International Business	\$61,000	2
Educational Administration	\$63,500	2	Physical Therapy	\$69,860	5
Family Nurse Practitioner	\$88,480	2	School Counseling	\$40,250	2

5. Starting salary information is based on the 48 graduates who self-reported their salary.

6. Average starting salary is only listed for programs in which more than one graduate provided information.



The Gerard R. Roche Center for Career Development will be recognized as the premier facilitator of collaborative relationships among stakeholders (students, alumni, employers, parents, faculty, staff and the global community) for the purpose of career development and experiential learning. Through innovative development of best practices, the career team will exceed expectations in preparing The University of Scranton students for vocational success.

The University of Scranton / The Gerard R. Roche Center for Career Development /
800 Linden Street / Scranton, Pennsylvania 18510-4580
570-941-7640 / careers@scranton.edu
<http://www.scranton.edu/careers/>